

# CYCLONE C-RH BELT WASHER


## A TWO-PRONGED APPROACH TO CLEANING

Douglas Machines Model C-RH will reduce downtime, remove allergens, increase belt life, and save water and labor. It cleans spiral conveyors, freezing tunnels, meat fryers/ovens, or any other type of drainage belt.

Designed to efficiently destroy grime, the Cyclone's rotating spray head with speed and pressure adjustments cuts through the toughest residue from both the top and bottom in one pass. The system even comes with a portable cart so you can move between belts with easy cleanup.

This machine has several optional modifications to tailor it to your needs. These include an "Air Blast" blower with portable air knives to dry belts in seconds, a catch pan to collect water for convenient cleanup, and a linear spray head to clean solid belts.


Ask your sales engineer how the C-RH's two-pronged approach to belt cleaning will save you time, money, and resources.



PORTABLE CART WITH ROTARY HEAD



CART WITH LINEAR AND ROTARY HEAD



OPTIONAL LINEAR HEAD FOR SOLID BELT APPLICATIONS



OPTIONAL BLOW-OFF AIR KNIVES



## STANDARD FEATURES:

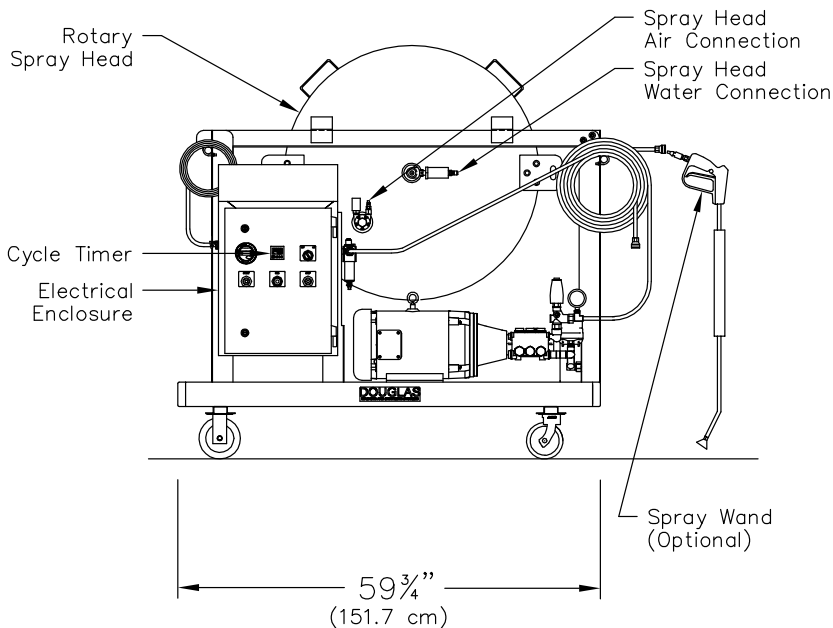
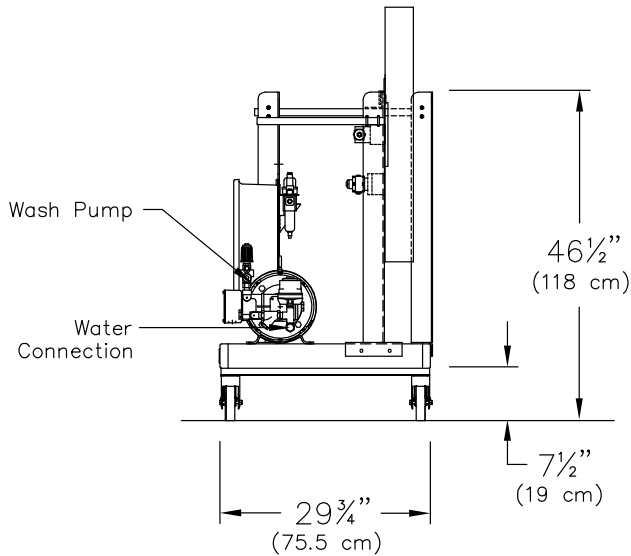
- Cleans Metal or Plastic Belts
- Speed and Pressure Adjustment
- Uses Just 3 to 4 GPM at 1500 to 2000 PSI
- Cleans Without Degreasers or Caustics
- Removes Fats, Sugars, Oils, & Allergens
- Works With Or Without Hot Water
- Reduces Spiral Belt Tension
- Portable Spray Head and Cart
- UL / CSA / CE Approved Control Panel
- Parts and Performance Warranty



# CYCLONE C-RH ROTARY HEAD BELT WASHER



DOUGLAS MACHINES CORP. WARRANTS THAT THE CYCLONE C-RH ROTARY HEAD BELT WASHER WILL PERFORM AS DESCRIBED FOR OPEN BELT APPLICATIONS, IF INSTALLED AND OPERATED IN ACCORDANCE WITH SUPPLIED GUIDELINES, OR IT CAN BE RETURNED, CRATED, AND IN GOOD WORKING ORDER, WITHIN 30 DAYS FOR A FULL CREDIT. ( DOES NOT INCLUDE RETURN FREIGHT )



## ABBREVIATED SPECIFICATIONS

### CART

30" x 60" ( 76.20cm x 152.40cm ) portable, Stainless steel cart platform with aluminum brackets. Equipped with casters for ease of transporting the assembly to different locations.

### HIGH PRESSURE WATER PUMP

Triplex high pressure pump constructed of brass. Complete with 7 1/2 hp, 208 / 240 / 480 or optional 575 volt 3-phase, 60-cycle. Rated at 3 to 4 gallons per minute at 1500 to 2000 PSI.

### WASH HEAD

Circular wash head with mounting ears, sized to the belt width, constructed of light weight aluminum for ease of portability. Complete with air gear motor, air motor muffler, water union with filter, Stainless steel rotating wash arms with high pressure spray nozzles and thirty feet ( 9.14m ) each of high pressure air and water hose.

### ELECTRICAL ENCLOSURE AND CONTROLS

Electrical enclosure is UL 4X Stainless steel construction with Square "D" components. 120 volt control circuit with Power On switch and cycle timer. With pressure blower option, WASH / BLOW OFF / COMBO cycle selector switch is provided. Supplied with fifteen feet ( 4.57m ) of power cord (twist lock plug provided by customer).

### OPTIONAL PRESSURE BLOWER

One high pressure blower with 7 1/2 hp or 10 hp TEFC motor ( if total air knife length exceeds 100" ( 254cm ) ), 208 / 230 / 460 or optional 575 volt, 3 phase, 60 cycle, Complete with two or three aluminum air knives, outlet adapter, hose clamps and 12.5 feet ( 3.81m ) of flexible hoses to connect to air.

### UTILITIES

See detailed specification sheet.

### SHIPPING WITHOUT OPTIONAL BLOWER

Crated weight approximately 800 lbs.  
Crated size 64" D x 46" W x 64" H.  
(162.56 cm D x 116.84 cm W x 162.56 cm H)

### SHIPPING WITH OPTIONAL BLOWER

Crated weight approximately 1375 lbs.  
Crated size 105" D x 46" W x 66" H  
(266.7 cm D x 116.8 cm W x 167.64 cm H)